



sensing the future



Herkules 2

Microwave motion detector
for industrial doors

Reliable, robust, universal

- Rapid reaction time, ideal for high-speed doors
- Versatile applications for heights from 2 to 7 m and temperatures from $-30\text{ }^{\circ}\text{C}$ to $+60\text{ }^{\circ}\text{C}$
- Practical default settings for a variety of industrial door applications
- Broad selection of evaluation options for people and vehicles
- Direction recognition and crossing traffic masking

Herkules 2

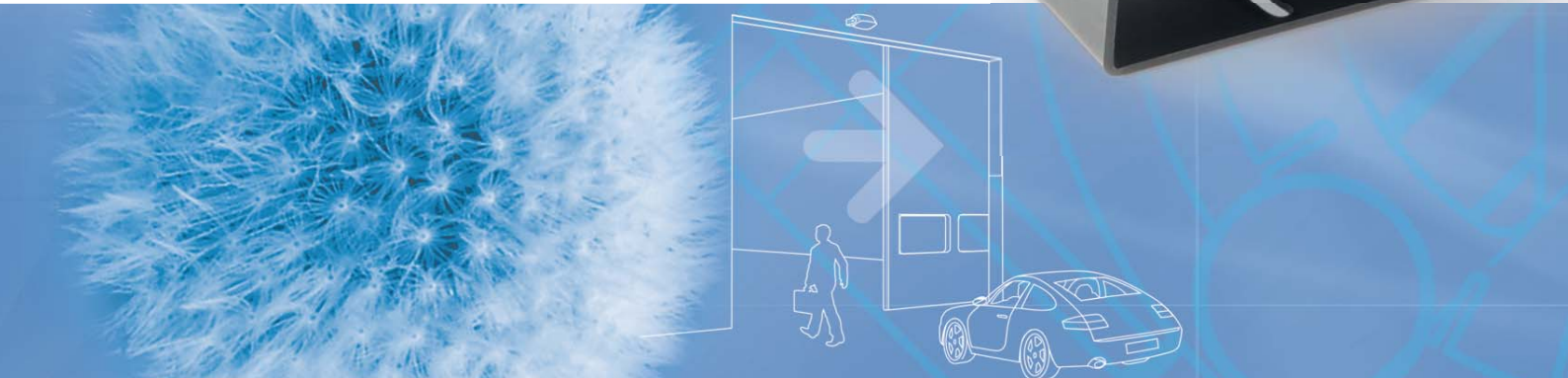
Microwave motion detector for industrial doors

Universally applicable

The Herkules 2 microwave motion detector has been specifically developed for use with industrial doors. It detects, differentiates between or masks out people or vehicles and can switch the output relays separately, depending on the requirement.

First class, tried-and-tested

Herkules 2 is a logical further refinement of our successful microwave detectors that are also used for automatic doors. Our wealth of experience, combined with progressive planar technology, gives Herkules 2 a considerable range of functions and reliability.



Your benefits

Prevents unwanted opening

- Crossing traffic masking

Inexpensive and simple logistics

- One device for many applications

Wide range of applications for almost all heights of industrial doors

- Detection height from 2 to 7 metres

Intelligent control of the industrial door

- Differentiation between or masking of people and vehicles

Rapid startup

- Default enhanced function settings, straightforward wall or ceiling mounting

Straightforward configuration and initialisation

- Setting using programming switches or Reglobeam remote control

Can be set to function with different industrial door controllers

- The fall-delay time of the outputs can be varied between 5 levels

Variable detection areas for any application

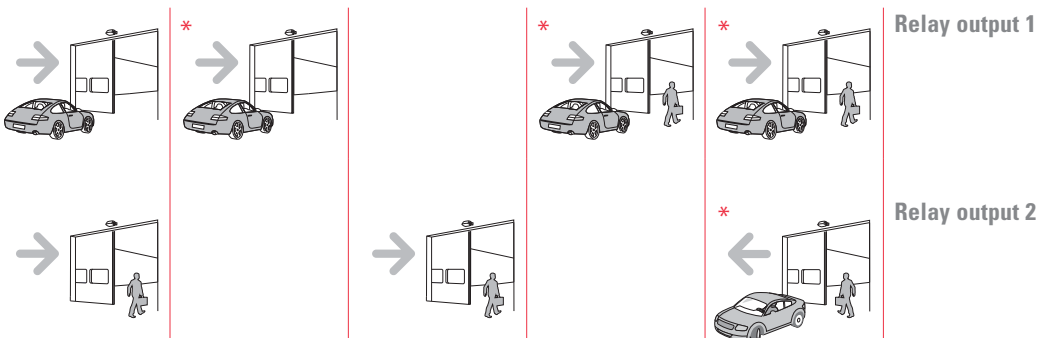
- Nine possible field sizes can be set

Shockproof housing

- Particularly robust aluminium housing

Preprogrammed default settings

Easy to select options for evaluating people and/or vehicles



* Also as default setting for high-speed doors



Extended accessories

The Reglobeam bidirectional remote control allows the Herkules 2 to be configured quickly and completely from ground level, and every single parameter can be adapted to the particular situation. The Reglobeam is also used with many of our other detectors.



Reglobeam remote control



Reliable in every application

Situation


Activation of sectional gates

Solution

- Optimum traffic flow thanks to reliable activation of the industrial door controller

Advantages

- Direction recognition means the industrial door only remains open for as long as necessary
- Crossing traffic masking to prevent unintentional opening of the industrial door



Situation

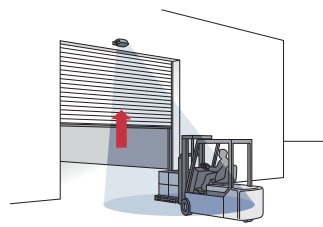
Use on roller gate or high-speed door in logistics areas

Solution

- Early-stage opening simply by selecting one of nine possible field sizes (see back page) and rapid detection of people/vehicles

Advantages

- Optimum goods flow thanks to early-stage detection and immediate opening
- Even low and wide industrial doors profit from the flexible settings for ideal activation



Situation

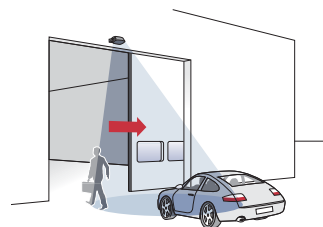
Activation of sliding gates for people and vehicles

Solution

- Detection of people/vehicles with separate outputs for intelligent activation

Advantages

- Saves energy in the hall because the industrial door does not open completely when people are detected



Situation

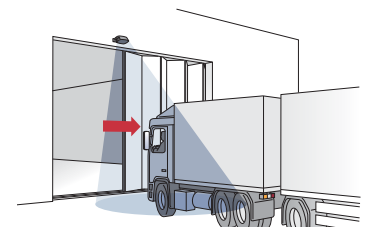
Delivery at folding door with truck

Solution

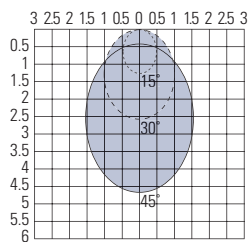
- Also ideal for use on wide and tall industrial doors

Advantages

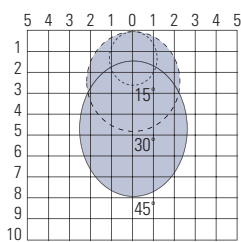
- Reliable detection due to flexible adjustments to the microwave field
- No need for the driver to get out
- Optimum traffic flow



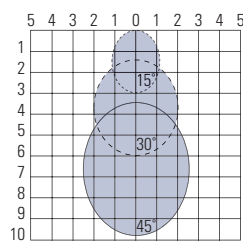
Maximum field dimensions



2.5 m mounting height
Setting angle 15°–45°



4.5 m mounting height
Setting angle 15°–45°



7 m mounting height
Setting angle 15°–45°

Order details

Article no.	Description
223152	Herkules 2 Microwave motion detector for industrial doors



Accessories	
212847	Reglobeam Bidirectional remote control



Supplementary products

ClickLine	Electrical safety edge Rubber profiles with click-fit foot
------------------	---



CoverLine	Electrical safety edge Rubber profiles for clicking in at the side
------------------	---



Technical data

Mechanical data

Mounting height	2.0 to 7.0 m
Connection type	cable 5 m, 8 x 0.14 mm ²
Housing material	black anodised aluminium, polycarbonate cover
Dimensions	134 x 82 x 75 mm
Weight	720 g incl. cable

Technology data

Technology	Doppler radar with planar module
Transmitting frequency	24.05–24.25 GHz
Transmitting power	< 20 dBm
Mains frequency	50 Hz
Max. detection speed	25 km/h for vehicles

Electrical data

Operating voltage	12–28 V AC, 12–36 V DC
Operating current	max. 75 mA
Relay outputs	potential-free changeover contacts
Switching voltage	max. 48 V AC/DC
Switching current	max. 0.5 A AC

Ambient conditions

Protection class (EN 60529)	IP65
Temperature range	–30 °C to +60 °C
Air humidity	0% to 95% relative, without condensation

Standards

Approvals	CE 0682 I / FCC / IC
Suitable for the following countries	EU, EFTA, US, CA

Note

Technical details and recommendations on our products are based upon experience and represent guidelines for the user. Details in brochures and specification sheets do not guarantee any special product features, apart from those which we confirm in individual cases. We reserve the right to make changes as the result of technical developments.

Your contacts

Bircher Reglomat AG

Wiesengasse 20
CH-8222 Beringen
Switzerland
Phone +41 (0)52 687 11 11
Fax +41 (0)52 687 12 10
info@bircher.com
www.bircher-reglomat.com